

TIG 200P

MODERN, DEPENDABLE, DESIGNED FOR WELDING STAINLESS STEELS.

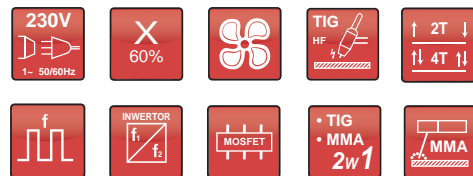
PRELIMINARY INFORMATION

SPARTUS Master TIG 200P. Small, modern inverter welding machine. Allows gas tungsten arc welding (TIG, GTAW) and manual metal arc welding (SMAW, MMA). Maximum welding current is 200A with high duty cycle 60%. Device is powered from single phase 230V source power.

DESCRIPTION

SPARTUS Master TIG 200P is equipped with intuitive digital control panel with saving parameters function (**10 channels available in memory**). The device is capable to precise control of all key parameters in TIG welding, which are presented at simple and easy way on chart the course of the welding process.

TIG pulse welding mode is essential for welding stainless steel components in particular when combining the thin elements. Welder has complete control over the volume of heat input into the material with the ability to adjust the parameters of pulsed current (peak amps, base amps, pulse frequency, pulse width).



EXAMPLES OF USE

- light industrial,
- portable repair,
- workshop,
- maintenance,
- constructions.

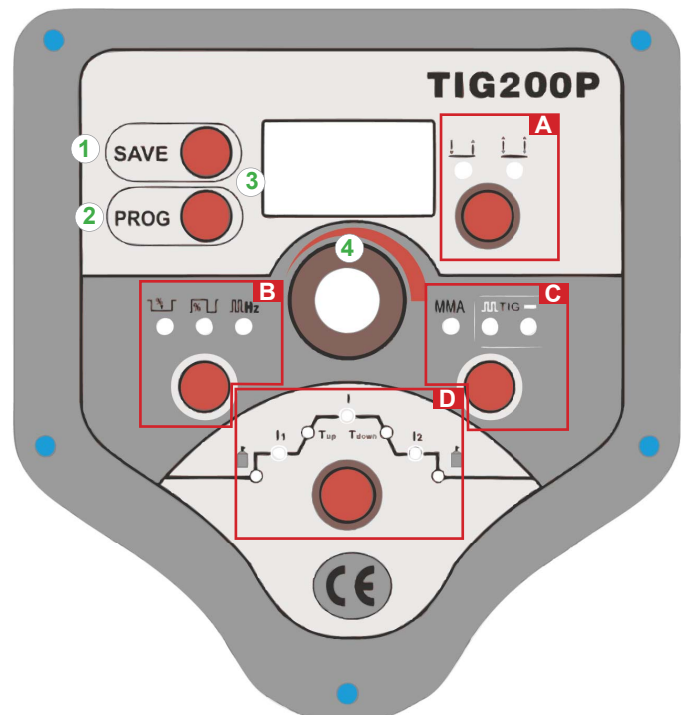
TECHNICAL PARAMETERS

Input	~1 x 230V ±10% 50/60Hz
Welding Current TIG [A]	5 – 200
Duty cycle [%]	60
TIG PARAMETERS	
Start Amps, End Amps	✓
Gas pre flow [s]	0 – 2
Up slope [s]	0 – 10
Down slope [s]	0 – 10
Gas post flow [s]	0 – 10
TIG PULSE mode	✓
Pulse Amps [A]	5 – 200
Base Amps [A]	5 – 200
Pulse Width [%]	5 – 90
Pulse frequency [Hz]	1 – 200
2T/4T Control	✓
Arc ignition	HF
MMA PARAMETERS	
MMA welding mode	✓
Welding current MMA [A]	10 – 180
No-load voltage [V]	56
OTHER	
Current consumpition [A]	20
Power factor (cosφ)	0,93
Efficiency η [%]	85
Insulation class	F
Protection class	IP21
Weight [kg]	10,3
Dimensions [mm]	440 x 165 x 310

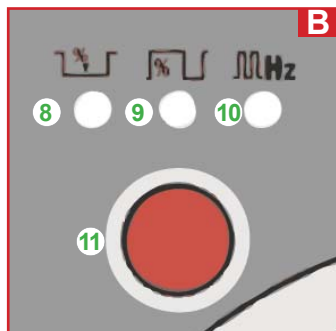
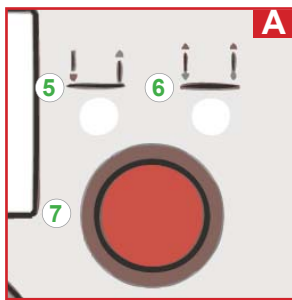


CE

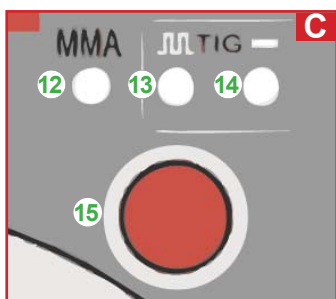
FUNCTION PANEL



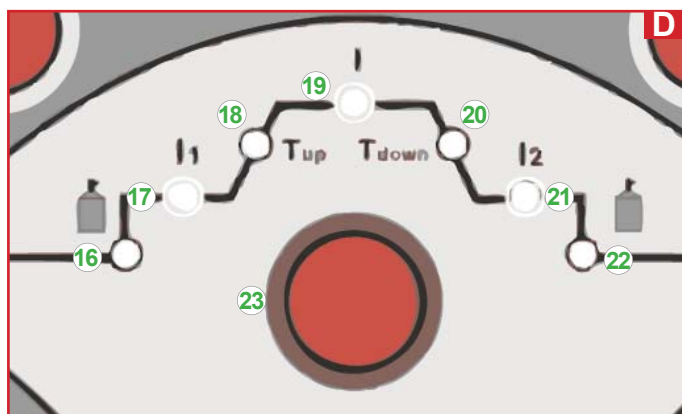
1. Parameter storage key
2. Parameter call key
3. Digital meter
4. Parameter regulation knob



- 5. 2T status indicator
- 6. 4T status indicator
- 7. 2T/4T switch
- 8. Base value current regulation indicator
- 9. Duty cycle regulation indicator
- 10. Pulse frequency regulation indicator
- 11. Function selector switch



- 12. MMA welding indicator
- 13. TIG pulse welding indicator
- 14. TIG DC welding indicator
- 15. Function selector switch



- 16. Foreblow time regulation indicator
- 17. Initial current regulation indicator
- 18. Rise time regulation indicator
- 19. Given current regulation indicator
- 20. Fall time regulation indicator
- 21. Fall current regulation indicator
- 22. Afterblow time regulation indicator
- 23. Welding parameter setup switching key

STANDARD EQUIPMENT

- 3 meter work clamp
- Gas hose
- User's manual



PACKAGE EQUIPMENT

- 3 meter electrode holder
- 3 meter work clamp
- Gas hose
- Gas regulator SPARTUS Ar/CO₂ with flowmeter
- TIG torch SPARTUS Master 26 4m
- User's manual



Ask your Distributor
about welding helmet
SPARTUS Easy

